

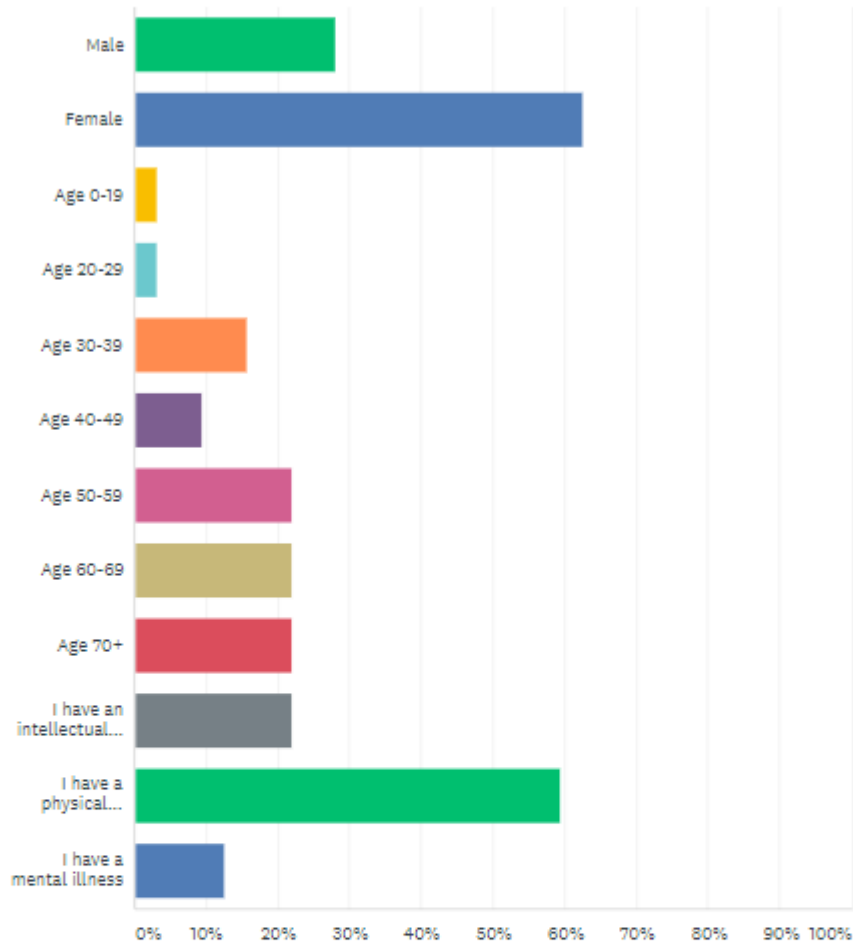
CCPD Transportation Survey Results As of 9/18/2020

Q2

🔗 Customize Save as ▾

Demographics (optional - check all that apply)


Answered: 32 Skipped: 1



ANSWER CHOICES	RESPONSES
▼ Male	28.13% 9
▼ Female	62.50% 20
▼ Age 0-19	3.13% 1
▼ Age 20-29	3.13% 1
▼ Age 30-39	15.63% 5
▼ Age 40-49	9.38% 3
▼ Age 50-59	21.88% 7
▼ Age 60-69	21.88% 7
▼ Age 70+	21.88% 7
▼ I have an intellectual/developmental disability	21.88% 7
▼ I have a physical disability	59.38% 19
▼ I have a mental illness	12.50% 4
Total Respondents: 32	

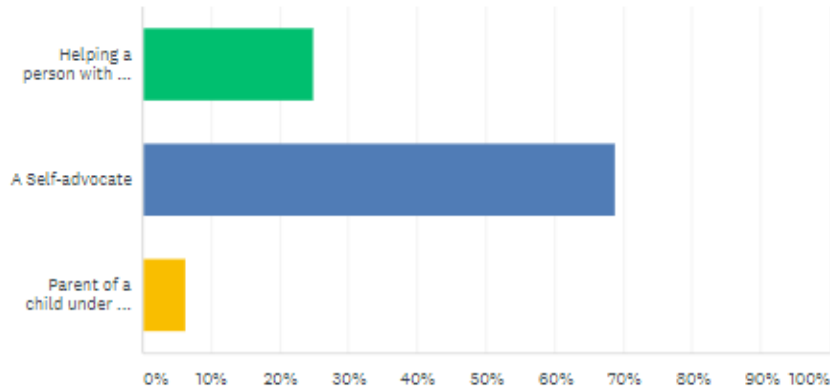
CCPD Transportation Survey Results As of 9/18/2020

Q3

 Customize Save as


Are you:

Answered: 32 Skipped: 1



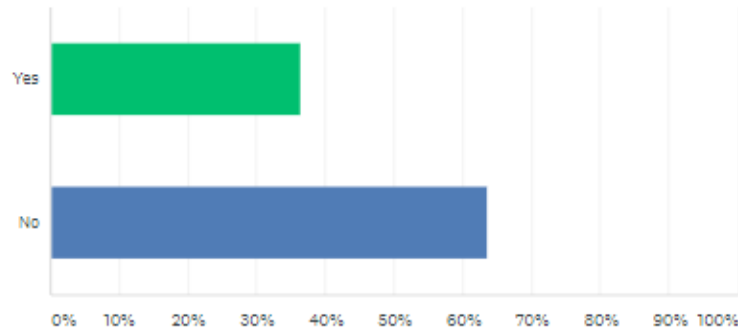
ANSWER CHOICES	RESPONSES
Helping a person with a disability complete the survey	25.00% 8
A Self-advocate	68.75% 22
Parent of a child under age 18	6.25% 2
TOTAL	32

Q4

 Customize Save as

Do you feel you have adequate transportation to get where you need and want to go?

Answered: 33 Skipped: 0



ANSWER CHOICES	RESPONSES
Yes	36.36% 12
No	63.64% 21
TOTAL	33

CCPD Transportation Survey Results As of 9/18/2020

Q5

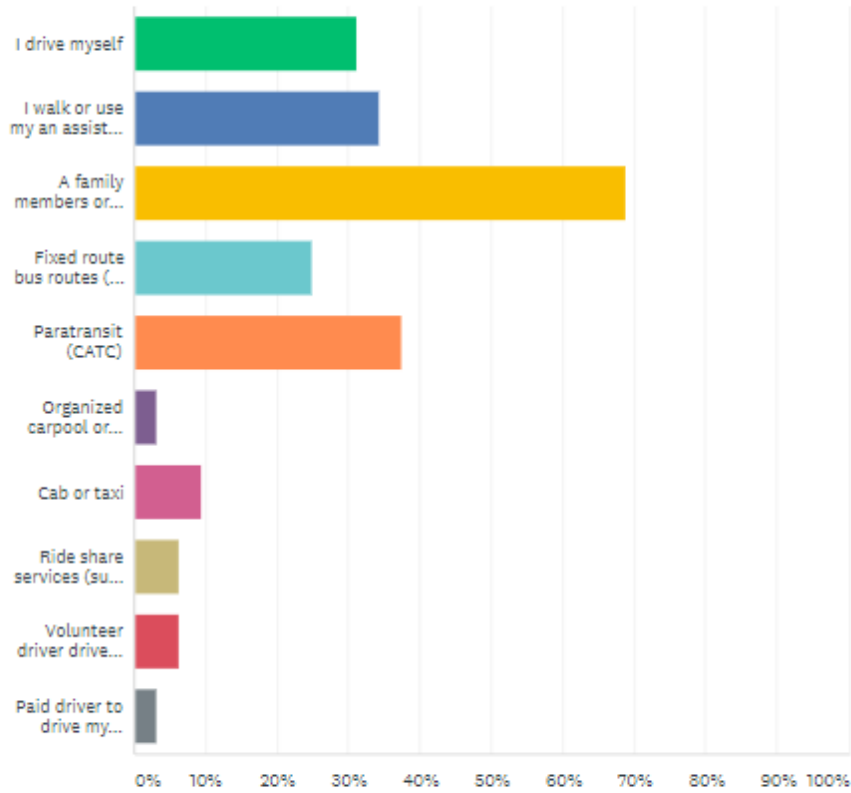


Customize

Save as ▾

What types of transportation do you currently utilize?

Answered: 32 Skipped: 1



ANSWER CHOICES	RESPONSES
▼ I drive myself	31.25% 10
▼ I walk or use my an assistive device (wheelchair, etc.) to get places	34.38% 11
▼ A family members or personal friends drive me	68.75% 22
▼ Fixed route bus routes (The Bus)	25.00% 8
▼ Paratransit (CATC)	37.50% 12
▼ Organized carpool or vanpool	3.13% 1
▼ Cab or taxi	9.38% 3
▼ Ride share services (such as Uber or Lyft)	6.25% 2
▼ Volunteer driver drives her/his vehicle or my vehicle	6.25% 2
▼ Paid driver to drive my vehicle	3.13% 1

Total Respondents: 32

[Comments \(2\)](#)

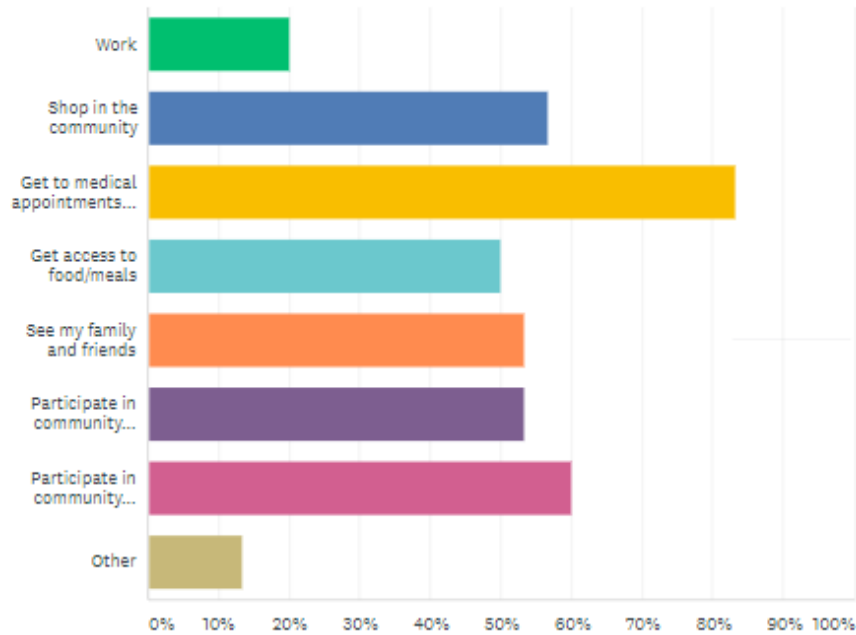
CCPD Transportation Survey Results As of 9/18/2020

Q6

Customize
Save as ▾

Transportation (or lack of) impacts my ability to: (check all that apply)

Answered: 30 Skipped: 3



ANSWER CHOICES	RESPONSES
▼ Work	20.00% 6
▼ Shop in the community	56.67% 17
▼ Get to medical appointments/take care of my health	83.33% 25
▼ Get access to food/meals	50.00% 15
▼ See my family and friends	53.33% 16
▼ Participate in community activities such as classes, clubs, rec leagues, etc.	53.33% 16
▼ Participate in community events such as concerts, plays, exhibitions, etc.	60.00% 18
▼ Other	13.33% 4

Total Respondents: 30

[Comments \(17\)](#)

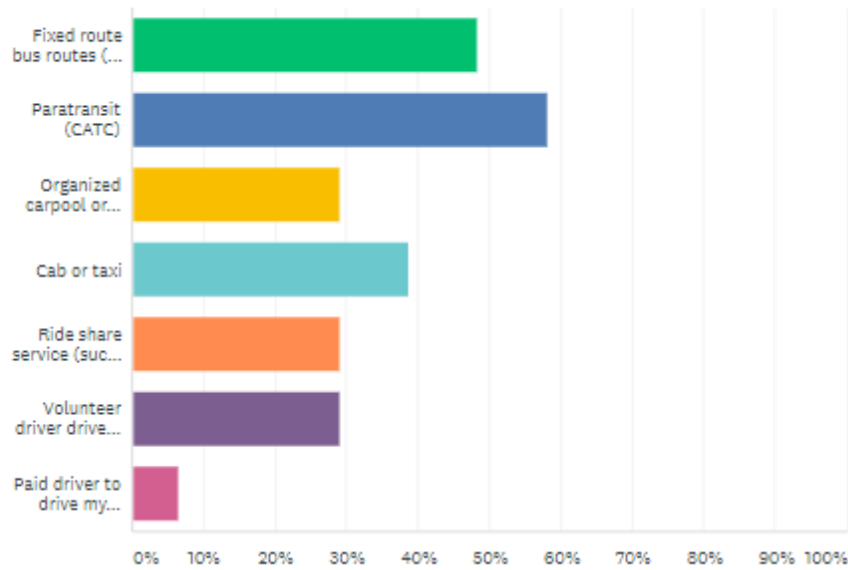
CCPD Transportation Survey Results As of 9/18/2020

Q7

Customize
Save as ▾

If you don't have enough access to transportation, what types of transportation would best meet your needs if they were available and affordable? (check all that apply)

Answered: 31 Skipped: 2



ANSWER CHOICES	RESPONSES
Fixed route bus routes (The Bus)	48.39% 15
Paratransit (CATC)	58.06% 18
Organized carpool or vanpool	29.03% 9
Cab or taxi	38.71% 12
Ride share service (such as Uber or Lyft)	29.03% 9
Volunteer driver drives her/his vehicle or my vehicle	29.03% 9
Paid driver to drive my vehicle	6.45% 2

Total Respondents: 31

[Comments \(6\)](#)

CCPD Transportation Survey Results As of 9/18/2020

Q8

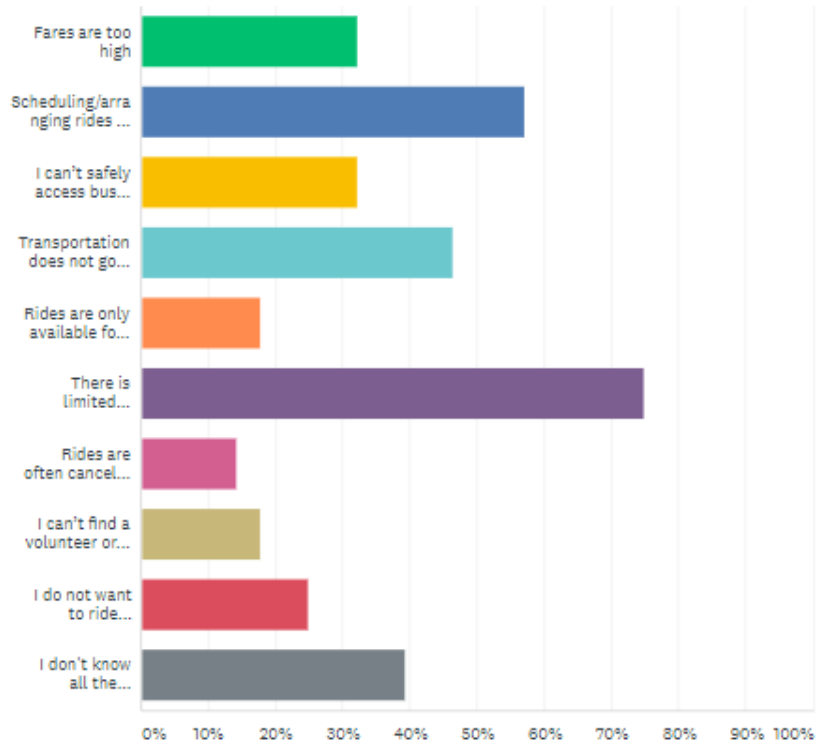


Customize

Save as ▾

What are the barriers to you using transportation? (check all that apply)

Answered: 28 Skipped: 5



ANSWER CHOICES	RESPONSES
▼ Fares are too high	32.14% 9
▼ Scheduling/arranging rides is too difficult	57.14% 16
▼ I can't safely access bus stops	32.14% 9
▼ Transportation does not go where I need it to go	46.43% 13
▼ Rides are only available for specific reasons	17.86% 5
▼ There is limited transportation on weekends and evenings	75.00% 21
▼ Rides are often cancelled or don't come on time	14.29% 4
▼ I can't find a volunteer or paid driver	17.86% 5
▼ I do not want to ride alone/don't have anyone available to accompany me on a ride	25.00% 7
▼ I don't know all the transportation options in my community	39.29% 11
Total Respondents: 28	

[Comments \(4\)](#)

CCPD Transportation Survey Results As of 9/18/2020

Q9

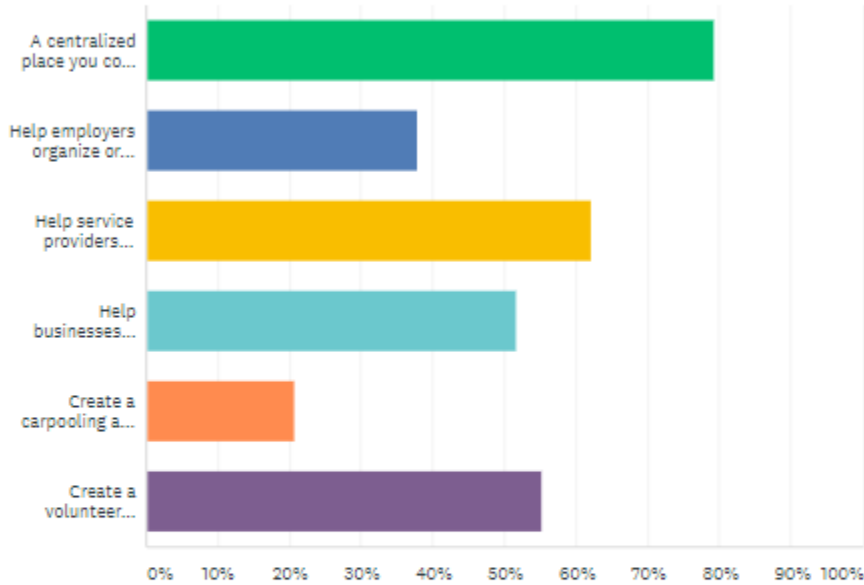


Customize

Save as ▾

Which of the following solutions would improve transportation in our community? (check all that apply)

Answered: 29 Skipped: 4



ANSWER CHOICES	RESPONSES
▼ A centralized place you could contact in Casper and vicinity for any type of transportation services	79.31% 23
▼ Help employers organize or support transportation for their employees	37.93% 11
▼ Help service providers organize or support transportation for their clients	62.07% 18
▼ Help businesses organize or support transportation for their customers	51.72% 15
▼ Create a carpooling and vanpooling network in my community	20.69% 6
▼ Create a volunteer and/or paid driver program in my community	55.17% 16
Total Respondents: 29	

[Comments \(2\)](#)

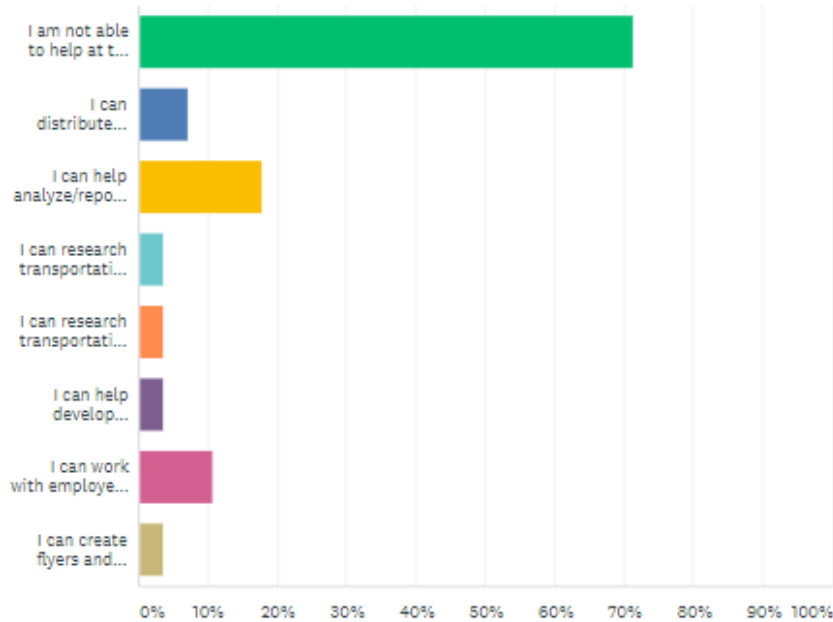
CCPD Transportation Survey Results As of 9/18/2020

Q10

📌 Customize Save as ▾

Please indicate if and how you may be willing to help CCPD in our goal to improve transportation options in our community. (check all that apply)

Answered: 28 Skipped: 5



ANSWER CHOICES	RESPONSES
▼ I am not able to help at this time	71.43% 20
▼ I can distribute surveys	7.14% 2
▼ I can help analyze/report on survey data	17.86% 5
▼ I can research transportation alternatives	3.57% 1
▼ I can research transportation funding mechanisms	3.57% 1
▼ I can help develop proposals for transportation improvements	3.57% 1
▼ I can work with employees, service providers, and businesses to help organize and support transportation options for people with disabilities	10.71% 3
▼ I can create flyers and marketing materials	3.57% 1
Total Respondents: 28	

[Comments \(2\)](#)